


LEWA MICROFLOW-METERING PUMPS FC



The microflow-metering pump FC for pressures up to 400 bar has been developed especially for laboratories and pilot plants, where process safety and a broad range of applications are very important.

- **Max. rod thrust:** 800 N
- **Stroke length** infinitely and linearly variable from 0 to 10 mm while pump stopped or in operation; with manual adjustment (scale division 0.1 mm) or with pneumatic or electric actuator
- **Long life** through solid construction, best materials, oil-bath lubrication of all moving parts, weather and splash protection
- **Pump head versions:** diaphragm, plunger

LEWA MICROFLOW-METERING PUMPS FC

Spring and cam drive FC



Simplex metering pump FC 1 with manual stroke adjustment; diaphragm pump head



Simplex metering pump FC 1 with pneumatic stroke actuator PHV-C; diaphragm pump head



Simplex metering pump FC 1 with manual stroke adjustment; plunger pump head

■ Features:

- Solid, statically sound bearings for all power transmitting parts
- Positive spring return eliminates play
- High plunger acceleration at part-stroke
- Elimination of play, constant front dead center and high acceleration of plunger improve metering accuracy of small metering rates at part stroke

■ Method of operation:

The drive rotates, via the worm gear, the eccentric shaft and thus initiates the discharge stroke of the plunger rod. The suction stroke is actuated by the return spring. Stroke length is linearly adjusted by setting the stop via handwheel or via electric or pneumatic stroke actuator.

LEWA MICROFLOW-METERING PUMPS FC

Performance overview

Standard plunger diameter [mm]	Q _{theor} [l/h] ¹⁾ Displacement per pump head at maximum stroke length and stated speed n [min ⁻¹] ²⁾				Permissible operating pressure of standard pump heads p [bar gauge] ⁵⁾				
					Type	Plunger pump heads			Diaphragm pump heads
	n = 26	n = 52	n = 80	n = 160	Model ⁴⁾	K 110/K 111	K 113	K 131	M 213
					Material ³⁾	2, 3, 3L	3	5, 6	3, 4
3	0,110	0,220	0,339	0,678		160	160	-	400
5	0,306	0,612	0,942	1,885		160	160	20	375
8	0,784	1,568	2,413	4,825		160	-	20	-
10	1,225	2,450	3,770	7,540		102	-	-	-
12	1,764	3,528	5,429	10,86		71	-	20	-
16	3,136	6,27	9,65	19,30		40	-	20	-
20	4,901	9,80	15,08	30,16		25	-	20	-
25	7,65	15,31	23,56	47,12		16	-	16	-
30	11,03	22,05	33,93	67,86		11	-	11	-

1) Q_{theor} stroke volume x stroke per minute
 Q_{eff} is quoted on specification sheet
 For multiplex pump units, determine total metered flow by multiplying by the number of pump heads

2) Optional stroke frequencies at 50 Hz:
 n = **26, 43, 52, 80, 143, 160** min⁻¹

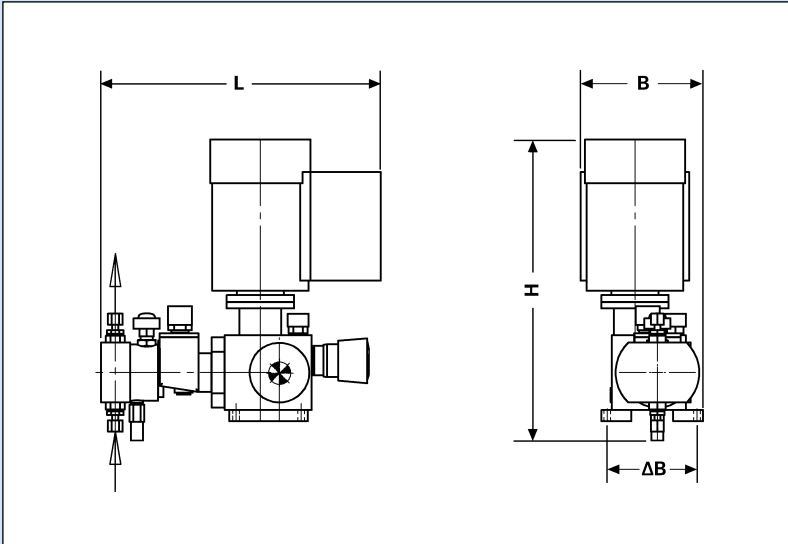
3) 2 = 13% Cr steel; 3 = stainless steel CrNiMo 18/10/2;
 3L = food industry version; 4 = Hastelloy C;
 5 = PVC; 6 = PTFE
 Other materials, i. e. tantalum, nickel, titanium, Hastelloy B, PTFE-carbon to special order

4) Standard pump head connections:
 internal thread to DIN or NPT
 To special order: flanges to DIN, ANSI or BS, dairy equipment threaded unions etc.

5) Admissible suction pressure upon request

LEWA MICROFLOW-METERING PUMPS FC

Type FC 1



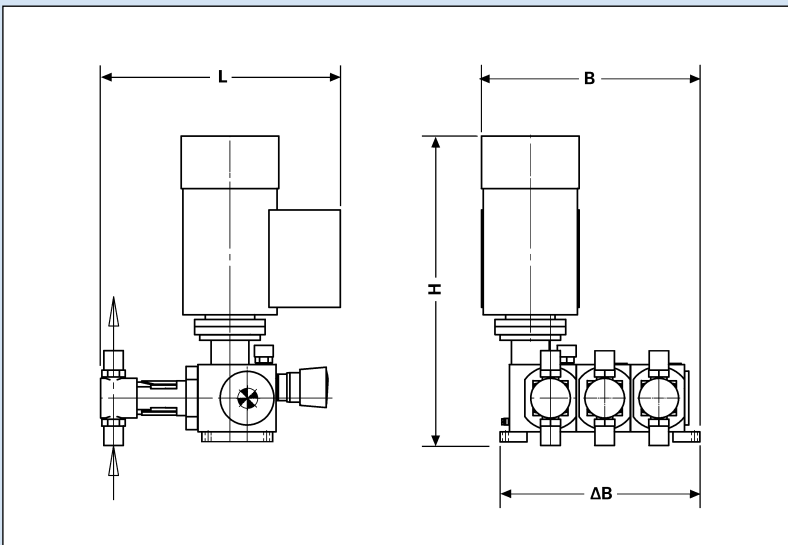
Dimensions

Type FC 1	L	B	ΔB	H
	[mm]	[mm]	[mm]	[mm]

	375	164	120	400
--	-----	-----	-----	-----

The dimensions differ depending on the pump head fitted.

Type FC 3



Dimensions

Type FC 3	L	B	ΔB	H
	[mm]	[mm]	[mm]	[mm]

	375	325	297	403
--	-----	-----	-----	-----

The dimensions differ depending on the pump head fitted.